

FIREFIGHTER #9 AND HOT DOG'S OFFICIAL

Fire Safety Coloring Book



Compliments of
Assemblymember Alex Lee

This Is To Certify That

Your Name Here

Has Learned the Rules of Fire Safety and Prevention
and is Hereby Granted the Title of:

Fire Safety
Junior Firefighter

Alex Lee

Assemblymember, District 24



District Office
1313 N. Milpitas Blvd., Suite 255
Milpitas, CA 95035
(408) 262-2501

Capitol Office
State Capitol, P.O. Box 942849
Sacramento, CA 94249-0024
(916) 319-2024



Alex Lee

ASSEMBLYMEMBER, 24TH DISTRICT

E-mail
www.asmdc.org/lee
and click on the
"Contact Me" button

Website
www.asm.ca.gov/lee

Dear Kids,

This activity book is designed to help you understand fire safety, burn prevention, and emergency procedures.

Each of these activities teaches you important concepts about safety. The lessons are geared toward solving real problems and making choices. You may want to practice these safety tips with your family and friends.

Assemblymembers like me create new laws that help protect you and your family. Please take the time to look over the fire safety information in this coloring book. You can play a role in making sure that everybody is safe.

For more information, please contact my office at (408) 262-2501.

Fire Safety is important to everyone. *Now let's have some fun!*

Your State Assemblymember,

ALEX LEE

Assemblymember, 24th District

Hot Dog's Fire Safety Lessons

1. Fire safety starts with you!
2. Fire is not a toy!
3. Some are hot – Some are not!
4. Where there's smoke and fire... stay low and go!
5. Smoke detectors save lives!
6. Stop... Drop... Roll... Cool... Call!
7. In emergencies, call 9-1-1 for help!
8. Firefighters are our friends!
9. It's not just firefighting!
10. Can you find the fire dangers?
11. Plan an escape route. Don't hide... get outside!
12. Special days – Special dangers!

Hi Kids
I'm Hot Dog!
Are you all set to
learn fire safety
today?



Fire Safety Information

Smoke detectors save lives

- Have at least one on every level of your home.
- Check the battery once a week. Change the battery twice a year at the beginning (spring) and at the end (fall) of Daylight Saving Time. And always have your parents change the battery when you get a low battery alert.
- Position it on your ceiling in an area that leads to the bedrooms.

Have a home escape plan

- Practice fire drills in your home in the dark.
- Plan alternate escape routes in case your normal route is blocked by fire or smoke.

Be careful using portable space heaters

- Keep all portable space heaters at least 3 feet away from combustible materials.
- Disconnect and shut off all portable space heaters when not in use.

Don't touch matches - ever!

- Matches are not toys; we do not play with them.
- Notify a responsible adult when you find matches.
- Store matches safely out of the reach of children.

Smoking is dangerous

- Unsafe smoking habits are a common cause of fire.
- Always check all ashtrays, sofas, chairs, tablecloths, garbage cans and carpeting for lit cigarette butts before going to bed.



12.

Special days – Special dangers!



Wear fire proof
and brightly-colored
costumes.

Fireworks are very
dangerous. They are
not toys.

Be careful with
tree lights and
candles.

Be extra careful on special days and be safe with your family and friends.

Can you think
of any other
special days?

- | | |
|----------|----------|
| 1. _____ | 4. _____ |
| 2. _____ | 5. _____ |
| 3. _____ | 6. _____ |

1.

Fire safety starts with you!


This is my Fire Safety activity book

My name is: _____

I live at: _____

My school is: _____


My phone number is: _____






Draw a picture of yourself here.

"If you are in trouble you can
always go to a firehouse or
a firefighter for help!"

Firefighters
are our
friends!



2. Fire is not a toy!




Circle things only
grown-ups should
handle in **RED**.

Circle the toys
in **BLUE**.



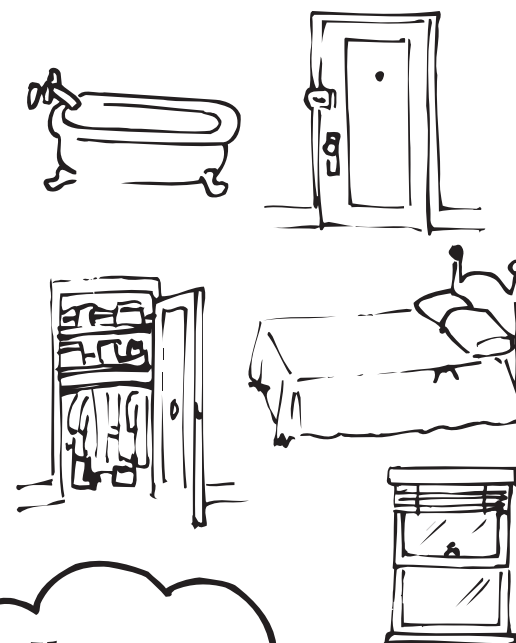
Kids, don't
ever play with
fire – it can
burn you.

“Fire is not a toy!
If you ever find matches
or lighters, give them to a
grown-up.”



11. Plan an escape route. Don't hide – get outside!

From the items below, find all the
safe ways to get out of your house.
Color the safe ways in **GREEN**!
Color the non-exits in **RED**!



Have an
escape plan and
stick to it!

Plan 2 ways out and have a
planned meeting place!


“Did you know that you and your family
should have fire drills at home so that
you will know what to do in case of a fire?
This is called an **ESCAPE PLAN**!”



10.

Can you find the fire dangers?


Circle all of the fire hazards in RED.



Let's make sure your home is safe!

3.

Some are hot - Some are not!



Circle things that are hot in RED.


Circle things that are cool in BLUE.



Know what's hot and what's not!



8. Firefighters are our friends




5. Smoke detectors save lives


Smoke Detector Checklist

Go over this checklist with a grown-up.

- ☐ We have smoke detectors near where we sleep.
- ☐ We make sure grandparents have working smoke detectors in their home.
- ☐ We change the battery twice a year on the days we change our clocks.
- ☐ We test the battery once a week.



6. Stop... drop... roll... cool... CALL!



7. In emergencies, call 9-1-1 for help

Fill in the blanks below with the correct words.

- ☐ Phone
- ☐ Address
- ☐ Fire or Emergency
- ☐ Instructions
- ☐ Answer
- ☐ Name
- ☐ 9-1-1



First you dial _____. Then wait for an _____.

Give your _____ and _____.

Tell where the _____ is.

Stay on the _____

and wait for

more _____.

Be sure
you know how
to call me in an
Emergency!

